

## What is the Perks Secure Client Login?

The Perks Secure Client Login is a password protected area of the Perks website accessed exclusively by Perks' clients.

Access your account 24 hours a day, 7 days a week!

## What are the key benefits of having a Perks Secure Client Login account?

- Manage your company details online
- Securely upload financial documents and databases for your Perks' Accountant
- Securely download financial documents prepared by Perks  
(eg. tax returns, reports and financial records)
- Access to Bank Link which enables you to code your own bank statements
- Pay accounts online
- Register for upcoming Perks' seminars and events
- Ability to provide feedback to Perks
- Access common financial internet links
- View key financial dates
- View a collection of tax facts
- Access to various valuable calculators

Register now at [www.perks.com.au](http://www.perks.com.au)



### Adelaide

247 Fullarton Road  
Eastwood SA 5063  
ph +61 8 8273 9300  
fax +61 8 8274 1466

### Victor Harbor

163 Hindmarsh Road  
Victor Harbor SA 5211  
PO Box 5  
Victor Harbor SA 5211  
ph +61 8 8552 3711  
fax +61 8 8552 3771

### Alice Springs

73 Hartley Street  
Alice Springs NT 0870  
PO Box 3063  
Alice Springs NT 0871  
ph +61 8 8953 4400  
fax +61 8 8953 4599

### Darwin

Suite 5 3rd Floor  
CML Building  
59 Smith Street  
Darwin NT 0800  
GPO Box 3063  
Darwin NT 0801  
ph +61 8 8941 8600  
fax +61 8 8941 9600

[info@perks.com.au](mailto:info@perks.com.au)  
[www.perks.com.au](http://www.perks.com.au)

# Perks Secure Client Login

[www.perks.com.au](http://www.perks.com.au)

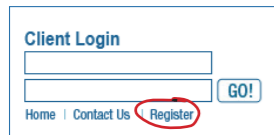


If you would like a Perks Secure Client Login account, please go ahead and register online now.

It's as easy as 1...2...3!

### To register:

1. Go to [www.perks.com.au](http://www.perks.com.au)
2. To obtain your username and password, go to the top right hand corner of the Perks home page and click **'Register'** i.e.



3. Complete the online form and click **'Submit'**

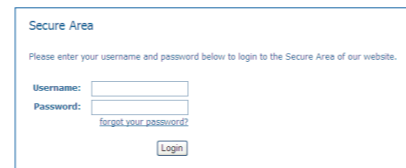
On completion of the online registration, an email with an attached registration form will be sent .

This form is to be completed and returned by the Director or CEO of the company to authorise a user for the Perks Secure Client Manager.

Within two business days, full access to the Perks Secure Client Login is available.

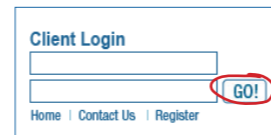
### How do I use the Perks Secure Client Login?

1. Go to [www.perks.com.au](http://www.perks.com.au)
2. Click on **'Your Logins'** on the Perks home page
3. Click on **'Perks Secure Client Login'**
4. Enter your Username and Password and click **'Login'** i.e.

A screenshot of the 'Secure Area' login form. It contains a heading 'Secure Area', a sub-heading 'Please enter your username and password below to login to the Secure Area of our website.', and two input fields labeled 'Username:' and 'Password:'. Below the password field is a link that says 'forgot your password?'. At the bottom of the form is a 'Login' button.

OR

1. Go to [www.perks.com.au](http://www.perks.com.au)
2. At the top right hand corner of the Perks home page, enter your Username and Password, and click **'GO!'** i.e.

A screenshot of the 'Client Login' form. It has two input fields and a 'GO!' button. Below the input fields are links for 'Home', 'Contact Us', and 'Register'. The 'GO!' button is circled in red.

Now you have the ability to pay bills, update your personal or company details, upload and/or download files to your accountant, access Bank Link, register for any Perks seminars and have access to tax facts, financial internet resources, calculators and key dates....**anytime, anywhere, 24 hours a day, 7 days a week!**



For more information or you would like to enquire about the **Perks Secure Client Login**, please contact us on:

**Phone:** (08) 8273 9300

**Email:** [info@perks.com.au](mailto:info@perks.com.au)

**Perks.**  
Integrated business services